

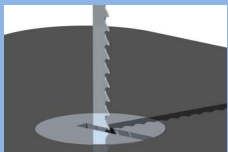




AUTONOMOUS MAINTENANCE PROCESS

Make		<div>DAILY</div> <div>MONTHLY</div> <div>ANNUALLY</div>	 
Model			
S/N			
Equip	Band Saw		
Sr. No.	Activity / Check List	Responsibility	Instructions
1	Area of Operation	Operator	Machine and area around the machine is clean safety covers are in good condition
2	Lubrication	Operator	Check the oil level
3	Cleaning	Operator	Remove all machining chips by brushes or Aspirator
4	Hydraulic Unit	Operator	Check the reservoir oil level by referring to the slight gauge
5	Blade fixing blades against loosening 	Technician	Check and adjust the blade guards
6	Hydraulic fluid level 	Technician	Check all lubrication points. Make sure all oil jets are positioned correctly
7	Cylinder connections against loosening or breaking	Technician	Inspect the piston and cylinder connections

8	Safety doors & Emergency stop function 	Operator / Electrician	Check all protective and safety devices including safety doors and emergency stop function
9	Safety & Limit switches against loosening or damage	Operator / Electrician	All safety and limit switches functioning against loosening or damage must be verified
10	Foot - Pedal Control System	Operator / Electrician	Ensure proper operation of foot-pedal system
11	Terminal connections for electrical installation	Maintenance	Check the condition of the terminals, check the contactors and relays. Check the components for discolouration, fouling and heating effect.