













AUTONOMOUS MAINTENANCE PROCESS

Make		<div>DAILY</div> <div>MONTHLY</div> <div>ANNUALLY</div>	
Model			
S/N			
Equip	Overhead/Jib Crane		
Sr. No.	Activity / Check List	Responsibility	Instructions
1	Area of operation	Operator	Equipment and surrounding area is clean and free of any unwanted obstacles or unauthorized personals
2	Oil leakage	Operator	Machine and area around the machine is clean safety covers are in good condition
3	Crane movement 	Operator	Inspect the movement of the Travel Motion and check the free movement of the Crane
4	Any unusual vibration or sound	Operator	Check for any leakage
5	Pendant control 	Operator	Operate the push button on the pendant for the forward /Reverse and check free movement of the Bridge and the Travel drive (Verify the movement in slow speed and Fast speed separately if Dual speed is available)

6	Limit switches		Operator	All hoist limit switches, travel limit switches and indicating devices are in good working condition
7	Hook block		Operator	Check deterioration or malfunctioning of hook blocks and make sure it is in good working condition
8	Safety Latch functioning		Operator	Check all lubrication points. Make sure all oil jets are positioned correctly
9	Illegal modification on the hook		Operator	Ensure no modification on hooks and excessive wear of components
10	Load hooks		Operator	Inspect the hook for nicks, gouges, deformation of the throat opening, wear on saddle or load bearing point and twisting
11	Brakes		Operator	Observe if brakes are properly functioning for Bridge Motor & Travel Motor
12	Shackles and load bearing components		Operator	Inspect the condition of shackles, capacity ratings and end connections

13	Electrical components		Operator	Check all the electrical components
14	Parts lubrication		Operator	Oil and lubricant for all the movable parts of both motors.
15	Wire rope		Operator	Check for rope crushing, kinking, broken wires, traying, twist or distortion
16	Slewing motor		Maintenance	Observe if brakes are properly functioning for slewing Motor
17	Brakes		Maintenance	Check whether the brake parts are to be repaired or changed
18	Electrical components		Maintenance	Check the electrical components of the Cross Travel Motor & Slewing Motor
19	General		Maintenance	Check all safety guards are fitted and function correctly. Check coolant pump works and that there are no coolant leaks.