

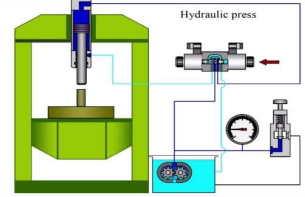



AUTONOMOUS MAINTENANCE PROCESS

Make		<div>DAILY</div> <div>MONTHLY</div> <div>ANNUALLY</div>	
Model			
S/N			
Equip	Hydraulic Press machine		
Sr. No.	Activity / Check List	Responsibility	Instructions
1	Area of Operation	Operator	Machine and area around the machine is clean safety covers are in good condition
2	Hydraulic Cylinder	Operator	Check that all couplers are fully tighten and ensure no damage or leaks to cylinder.
3	Pillar	Operator	Regular inspection must be carried out
4	Emergency Stop device	Operator	Test safety systems, lockouts and E-stops
5	Tension Rod	Operator	Regular inspection must be carried out

6	Hydraulic Hose		Operator	Inspect hoses regularly and replace if necessary. Check the working condition of Pressure relief valve
7	Lubrication		Operator	Ensure presence of adequate oil on the pump
8	Upper Beam		Operator	Regular inspection must be carried out
9	Machine parts and joints		Technician	Torque all nuts, bolts and fasteners
10	Hydraulic system		Technician	Locate leaks and have equipment and pump serviced by a qualified hydraulic technician
11	Damaged Parts		Technician	Replace the damaged parts if any
12	Cleaning		Technician	Clean all the hydraulic components
13	General		Technician	Inspect all the hydraulic and lubrication units and its components
14	Press Frame		Maintenance	Check the press frame to make sure all bolts are tight and frame parts are undamaged. Immediately replace worn or damaged parts

15	Hydraulic Unit	Maintenance	The hydraulic oil shall be changed
16	General	Maintenance	Check the all safety guards are in positioned and operationable. Check axis drive mechanisms for wear. Check operation of all components